

WSTS



**WORLD
SEMICONDUCTOR
TRADE STATISTICS**

Semiconductor market insights

Subscription to WSTS data

Monthly shipment figures by value and units

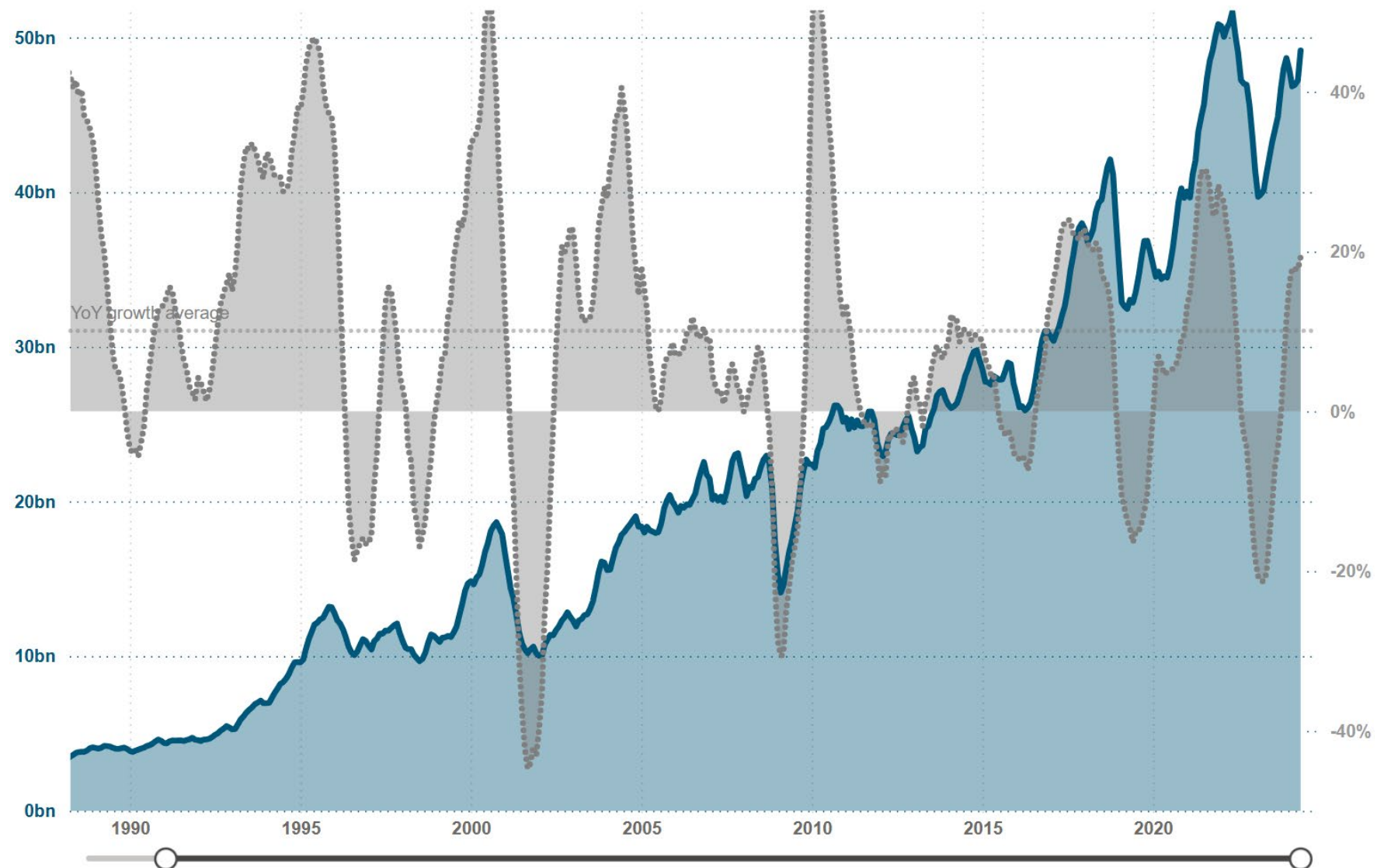
For more than 35 years, WSTS has operated as the world's leader in global semiconductor market statistics.

WSTS subscribers have access to the only source of global **monthly shipment figures by value and units** collected directly from semiconductor companies.

The market data published by WSTS is current and is **published within five weeks of the closing of the month** to the subscribers, giving the companies the most up-to-date information on the industry available.

Historic billings monthly

● 3MMA in US\$ ● 3MMA YoY growth in percent



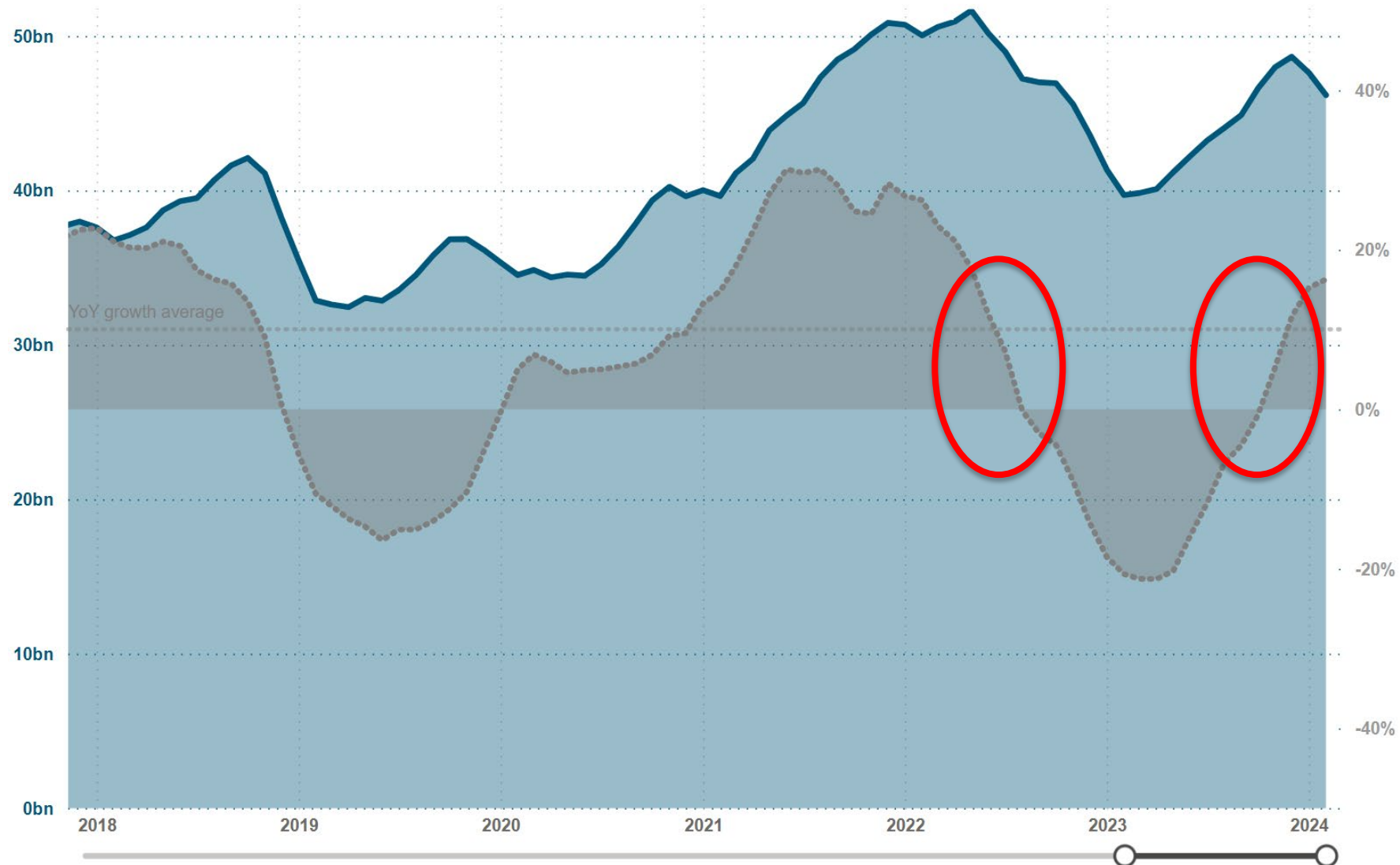
Monthly shipment figures by value and units

WSTS subscribers can efficiently track market trends and promptly respond to changes.

For example, WSTS data showed a market decline began in mid-2022, with growth rates falling below average. Conversely, a recovery started in late 2023.

Historic billings monthly

● 3MMA in US\$ ● 3MMA YoY growth in percent



Complete market overview

Segment **Segment Lv2** **REG**

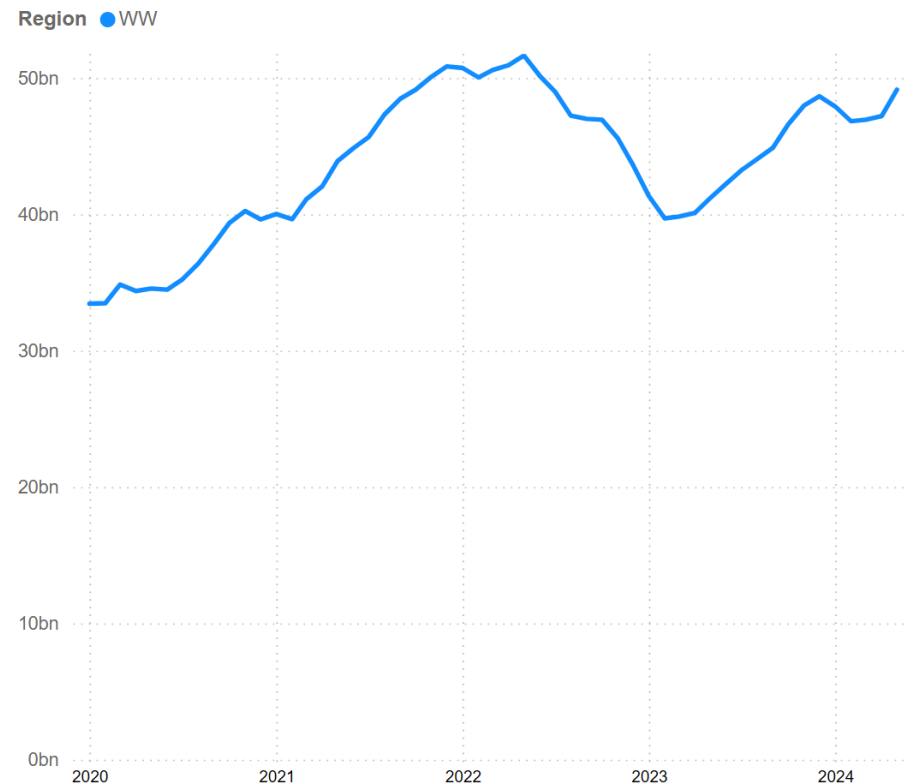
Discretes	Analog	Micro	Rectifiers
IC	Diodes	Optoelectronics	Sensors & Actuators
Opto & Sensors	Logic	Other Discretes	Small Signal Transistors
	Memory	Power Transistors	Thyristors

REG
 AMERICA EUROPE
 APAC / Other JAPAN
 CHINA **WORLD**

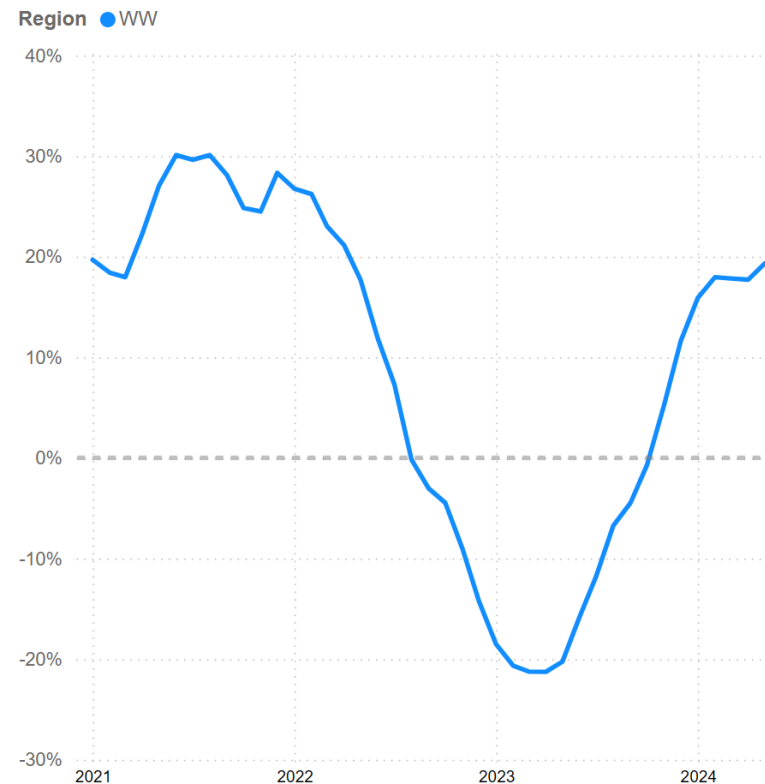
Year

2024	2021	2018	2015	2012	2009	2006	2003	2000	1997	1994	1991	1988	1985	1982	1979	1976
2023	2020	2017	2014	2011	2008	2005	2002	1999	1996	1993	1990	1987	1984	1981	1978	1975
2022	2019	2016	2013	2010	2007	2004	2001	1998	1995	1992	1989	1986	1983	1980	1977	

Billing 3MMA in billion US\$



Growth Rate 3MMA YoY in percent



The WSTS data provide a complete market overview, showing global and **regional sales on market segment and product-specific levels.**

The WSTS market statistics represent all key world market segments in all important product areas. The organization provides detailed market information on many product segments that are not available anywhere else with such frequency.

Complete market overview

Segment Segment Lv2 REG

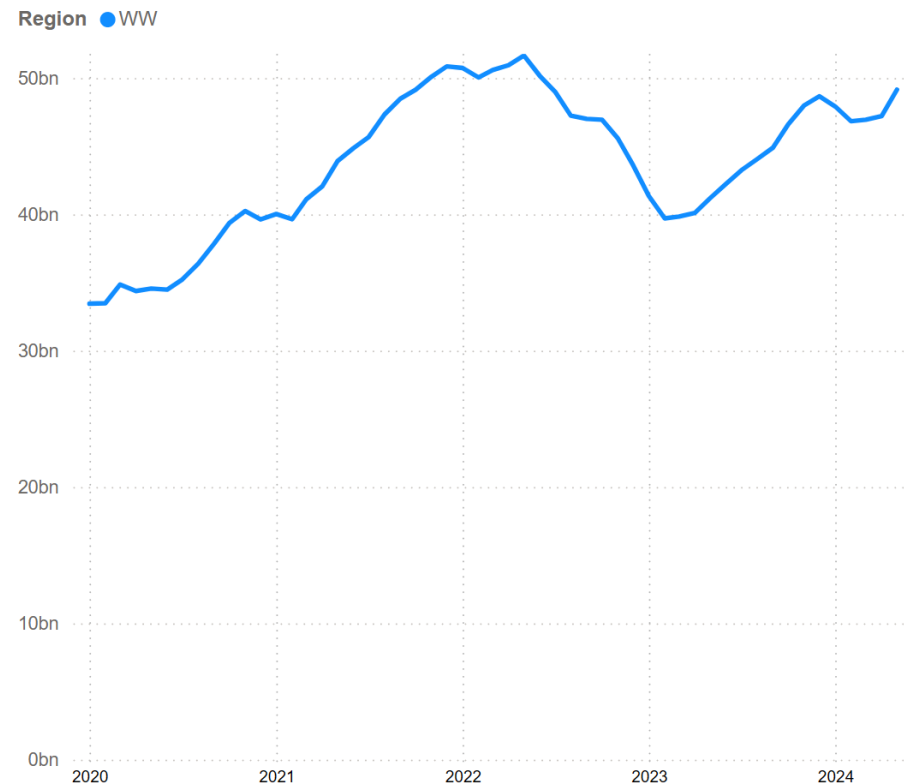
Discretes	Analog	Micro	Rectifiers
IC	Diodes	Optoelectronics	Sensors & Actuators
Opto & Sensors	Logic	Other Discretes	Small Signal Transistors
	Memory	Power Transistors	Thyristors

REG: AMERICA, EUROPE, APAC / Other, JAPAN, CHINA, WORLD

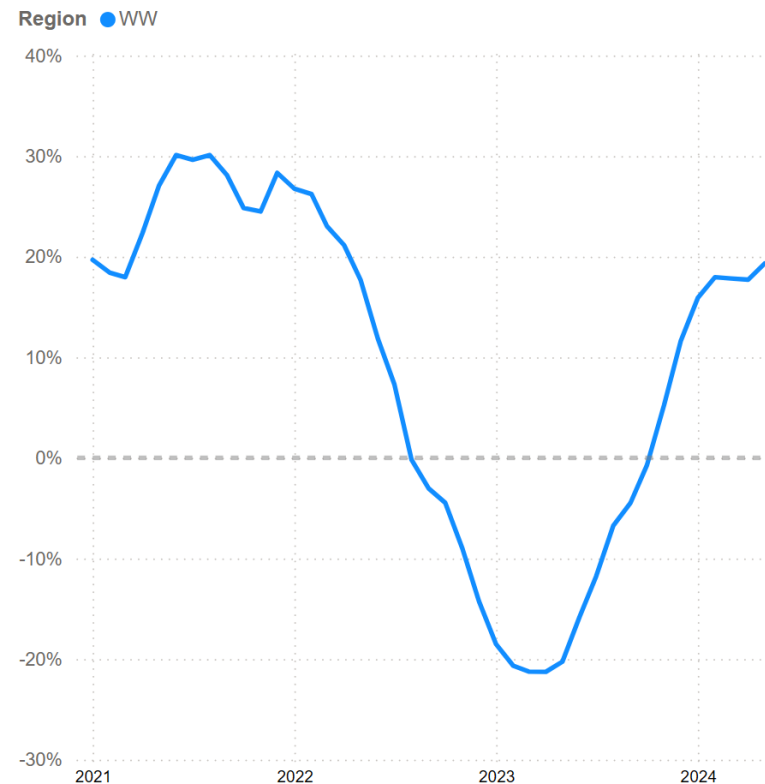
Year

2024	2021	2018	2015	2012	2009	2006	2003	2000	1997	1994	1991	1988	1985	1982	1979	1976
2023	2020	2017	2014	2011	2008	2005	2002	1999	1996	1993	1990	1987	1984	1981	1978	1975
2022	2019	2016	2013	2010	2007	2004	2001	1998	1995	1992	1989	1986	1983	1980	1977	

Billing 3MMA in billion US\$



Growth Rate 3MMA YoY in percent



In addition, the organization offers up-to-date product classifications that keep pace with evolving technologies as the **semiconductor companies continuously refine it on a regular base.**

For instance, WSTS introduced in 2023/2024 **new wide bandgap product categories (SiC / GaN)** for power transistors & rectifiers.

The Blue Book and the End-use market report allowing you to identify market trends and see exactly how semiconductor components are being incorporated into **end-use products**.

SEMICONDUCTOR INDUSTRY - End Use Segment Billings

Segment

Segment Lv2

ID Lv1

ID Lv2

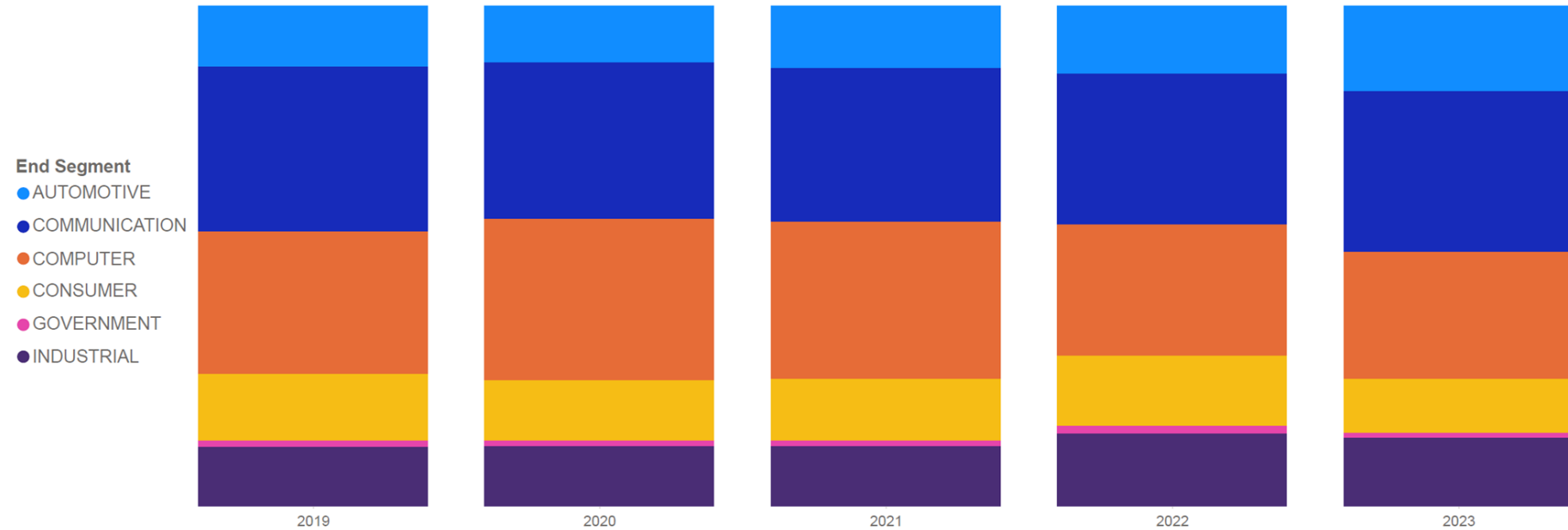
REG

Analog	Analog	S1	AG99	C99	F99	J99	M1	M7	P1	P4	AMERICA	APAC / Other
Discretes	Diodes & Other Discretes	S2	B99	DE99	H99	L99	M2	M9	P2		CHINA	EUROPE
Logic	DRAM	S3									JAPAN	WORLD
Memory	DSP											
Micro	FLASH											
Opto & Sensors	Logic											

End Use Segment Definitions

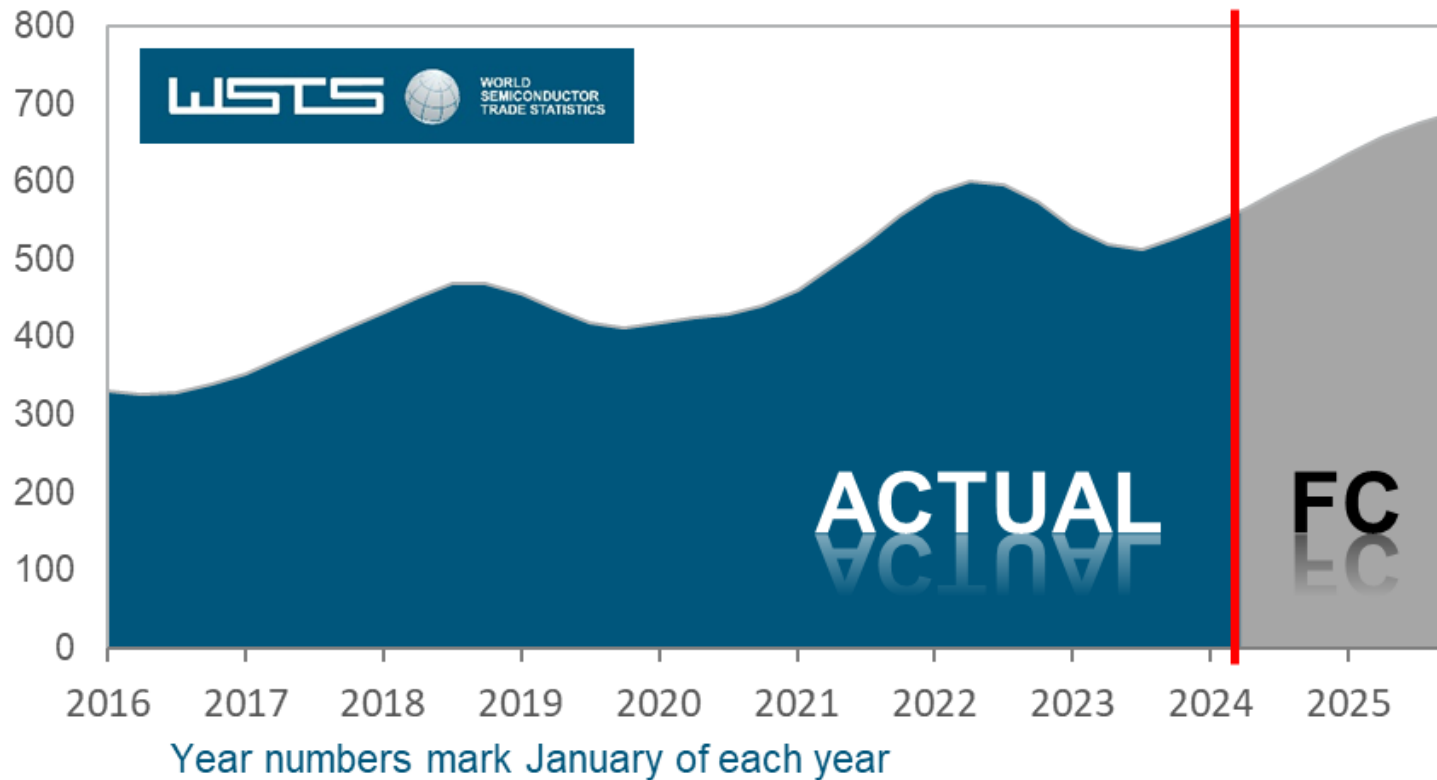
- Consumer** - TV, Video, Audio, White Goods, Other Consumer like cameras, Games, Smart Watches, Fitness Monitors, etc.
- Automotive** - Entertainment and Information, Power Train, and All Other Automotive Applications
- Computer** - Personal Computers, Office Equipment and Peripherals, Handheld and All Other Computer Equipment
- Industrial** - Power Supply, IC Card, All Other Industrial like Test, Control and Measuring Equipment
- Communication** - Wireless Handset, Networking and Remote Access, Other Communications like Base Stations, Broadcasting Equipment, etc.
- Government** - Military, Aerospace

Share of total billing by end use segment



Forecast - Most respected in the industry

Global semiconductor billings (billion US\$) – 12MMA



The WSTS consensus forecasts are considered the **most accurate and respected in the industry**.

The **biannual forecasts** of WSTS look at the future of the market over both the short (2 years quarterly) and mid-term (+2 years annually), ensuring that your company stays up to speed with a rapidly changing industry.

Process of data collection and publication

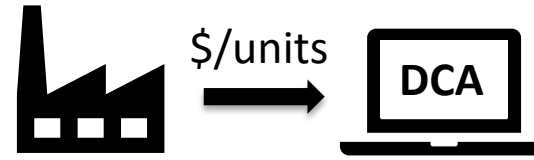
Individual **semiconductor member companies** enter unit sales and revenue data into a simple online form monthly.

Data-collection agents (**DCA**) in the regions compile information from the companies. They check the data for completeness, consistency, and plausibility and resolve any apparent anomalies with the member companies. The data getting anonymized.


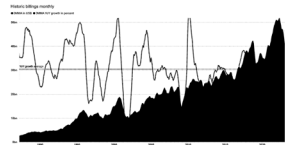
Our worldwide DCA receives the regional data, further checks the information for consistency, aggregates totals, and prepares statistical report.

WSTS publishes the results at the **end of the month.**

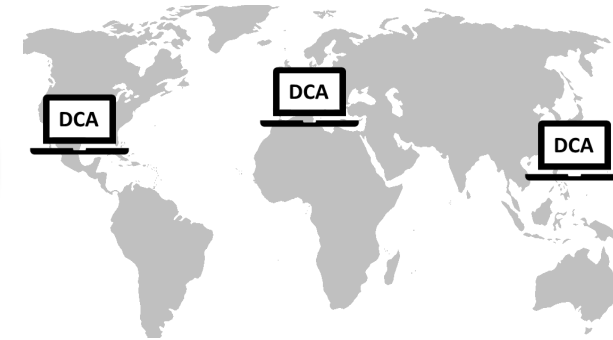
Monthly shipment revenue upload




Data access less than one month after submitting



DCAs check data



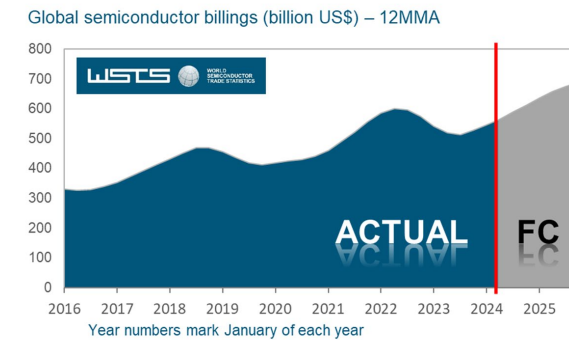
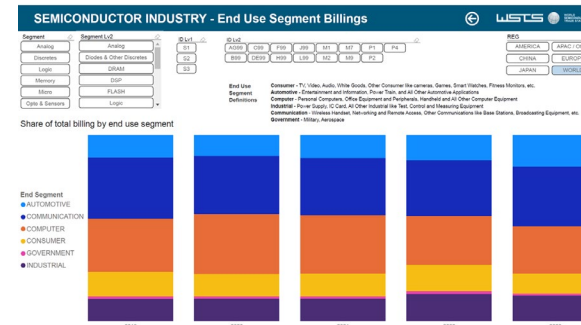
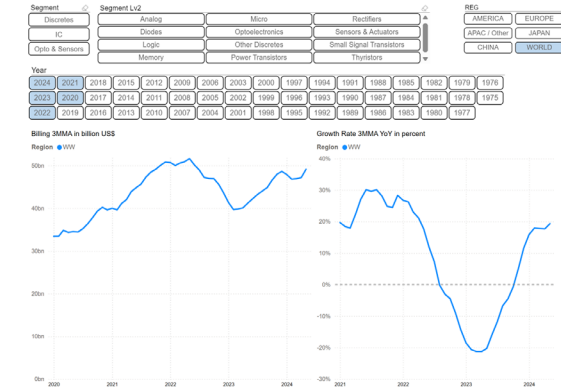
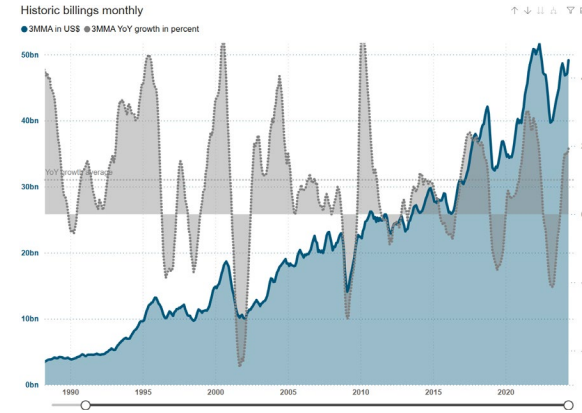
DCA anonymize it to market data



WSTS  monthly publishing of reports

Benefits of WSTS Subscription

- Access to the only source of global **monthly** semiconductor shipment figures by **value** and **units** directly from semiconductor manufacturers.
- Comprehensive market overview showcasing worldwide and regional sales, updated product classifications, and additional value-added reports for trend analysis and forecasting.
- Current market data **published within five weeks** of month-end, offering the most timely industry insights.
- Represents all key world market segments in all relevant product areas, providing detailed and frequent market information not available elsewhere.
- Most accurate and **respected forecasts** in the industry, providing both short and mid-term market outlooks.



Conclusion: WSTS subscription offers up-to-date market data, accurate forecasts, and more, helping subscribers stay ahead in a dynamic industry.

The background of the slide is a dark blue circuit board pattern with glowing white nodes and traces. A white horizontal band is centered across the middle of the image.

Thank you for your attention!

A white square box containing the WSTS logo and text.

WSTS

WORLD
SEMICONDUCTOR
TRADE STATISTICS